




LADDERS AND SCAFFOLDS

Visual	Description	Qty for your project and notes
	<p>WORK PLATFORM: 29" wide, 6 ft long, 6 ft tall, and 3/4" plywood platform. 5" swivel double locking casters foot brake locking both the swivel & the wheel. For one level home construction, need only 2 units. For ground + 1 floor, need 3 ea. Can be stacked up to 3 units when outriggers are used. Outriggers are required for use of 2 towers or more.</p>  <p>For buildings with more than one level you must have outriggers. If not available locally, we recommend minimum of four platforms, and enough outriggers for each stack-up.</p>	<p>Recommended a set of 2 per team. At least 2 sets per single house project.</p>
	<p>MULTI PURPOSE STEP LADDERS: The MULTI-FUNCTIONAL ladder (without wheels and triple-locking hinge). Type 1A ladder system offers the versatility of 24 ladders in one - allowing it to be safely used on stairs, ramps, curbs, docks, or other uneven surfaces. This system is made of heavy-wall 6005-T5 aircraft quality aluminum, is rated to support 300 pounds (though it has been tested to hold four times that amount) and comes with a lifetime conditional warranty. Extended lengths 13 ft to 23 ft \$556 ea. Includes work platform.</p>	<p>Recommends at least 1 unit per 2 installer team. Larger projects will require additional units.</p>



LADDER MITTS: Soft rubber fits on top of ladder rails. Prevents damage to surface.
\$15 per set of two

Recommended a set per each ladder used at the job site.



LADDER JACKS: Help create high position scaffoldings for window installations, trim installations, electrical work.







Recommended at least 2 sets per single house project.






Step Ladder: Orange 6200 Series Fiberglass Step Ladder offers a 300lbs load capacity. Type IA Duty Rating. This ladder offers a Tool-Tray-Top with drill holster and convenient tray for tools. Four rivets attach top to front rail. Back up plates reinforce all top connectors. Full set of rear horizontals spaced one per foot. All steps and two rear horizontals are knee-braced. Double riveted, slip-resistant Traction-Tred steps. Heavy duty pinch proof internal spreaders. EDGE molded brace and foot pad combination provides enhanced bracing strength and increased protection against damage. Every rivet is backed up by metal part or washers to protect side rails. Shoe pads riveted to EDGE structure. An optional pail shelf is a available.
\$172 each







Recommend 1 per project site.





NON-POWERED LABOR SAVING HAND TOOLS

	<p>Locking C-Clamp: Locks work with the squeeze of one hand. High grade alloy steel is heat treated for maximum toughness and durability. It allows the installers to clamp steel connections tightly together to attain exact positioning before final fastening. \$27.55 ea</p>	<p>Recommend minimum 2 per installer. Recommend minimum 14 per 2000 sq ft project.</p>
	<p>Carpenter's Pencil</p>	<p>Recommended 10 ea. per single house project.</p>
	<p>100 feet/33 meters measuring tape: Stanley 100 Ft. x 3/8 In. Yellow Steel Heavy-duty Tape Measure or a measuring tape that has meters and inches both. \$28 ea</p>	<p>Recommended 1 per project.</p>
	<p>30 feet/10 meters measuring tape: 30 feet/3 meters tape rule with blade protection. Or a measuring tape that has meters and inches both. \$39.50 each</p>	<p>Recommended 1 per installer.</p>
	<p>MAGNETIC LEVELS: Heavy gauge I-beam, 6 Impact resistant vials and vial covers for durability and long life. End caps help protect tool against drops and shocks. Fixed vials are hand set to each working edge. Ideal for the steel framing erection work. Magnetic edge attaches to steel member leaving both hands free to continue work. 48 inch level \$35.70 ea 24 inch level \$19 ea</p>	<p>Recommended 2 per project. For smaller spaces recommended 1 per project.</p>
	<p>New Rolson Magnetic Scaffold Level: 300mm Magnetic Scaffold Level 250mm robust aluminum construction, with horizontal and vertical vials, milled base. Three strong magnets in base make this an ideal level for all metal construction workers. Available in UK for £7.50 Can replace 24" magnetic level.</p>	<p>Recommended 2 per 2 installer team.</p>

	<p>HEAVY DUTY HAMMER TACKER: This contractor quality hammer tacker is great for fast installation of carpet, roofing materials and insulation. A full rubber grip helps absorb shock and vibrations, thus protecting your hand. Heavy duty steel construction.</p> <p>\$43.00 each</p>	<p>Recommended 2 ea per project.</p>
	<p>STAPLES FOR HAMMER TACKER: Comes in boxes of 1250 staplers. \$5.00 per box</p>	<p>Recommended 5 boxes to start.</p>
	<p>HEAVY DUTY TOOL BELT (LEATHER OR SUEDE): This tool is sized for carrying a substantial quantity of fasteners and most of the hand tools you would need for a day's work. Designed for framers, it has some of the largest pockets found on any of these products hanging from its 3-in.-wide belt.</p> <p>\$36.50 per belt.</p>	<p>Recommended 1 per installer.</p>
	<p>AVIATION SNIP SETS: Set includes (1) left cut, (1) right cut, and (1) straight cut compound leverage snip. Will cut 18 gauge cold rolled steel and 22 gauge stainless steel.</p> <p>\$48 per set</p>	<p>Recommended 2 sets per single house project.</p>
	<p>Curved vice grip</p>	<p>Recommended 1 ea per installer.</p>
	<p>Adjustable Crescent Wrench</p>	<p>Recommended 1 ea per team.</p>
	<p>Steel Spring Clamp</p>	<p>Recommended 8 per 2000 sq. ft. project.</p>

	<p>Utility Knife with Extra Blades</p>	<p>Recommended 4 per installer.</p>
	<p>Hammer</p>	<p>Recommended 1 ea per 2 installer team.</p>
	<p>Adjustable Pliers</p>	<p>Recommended 1 per 2 installer team.</p>
	<p>Dripless Caulk Gun</p>	<p>Recommended 4 per single house project.</p>
	<p>Screw Driver Set: Flat and + Head Points</p>	<p>Recommended a set per 3 teams.</p>
	<p>Speed Square: Speed Square Ideal for use with all projects and steel framing work. 1/4" spaced notches to facilitate scribing lines. Available with black gradations for easier reading. \$7 each.</p>	<p>Recommended 1 for every 2 installer team.</p>
	<p>Farmer's Square: 24" Flat Carpenter's Square \$17.00 ea</p>	<p>Recommended 1 per project.</p>

	<p>Drywall Square: 4ft long to cut sheetrock panels. \$34.00 ea</p>	<p>Recommended 1 per project.</p>
	<p>Black Felt Point Markers: An average 2000 sq ft steel framing will use about 12 to 20 black felt markers for marking placement of occasional cut lines. Popular brands: Marsh, Sharpie, etc.</p>	<p>Recommended at least 1 box of 12 per project.</p>
	<p>Chalk and Reel: 100 feet/33 meters long. Used for making straight lines on the concrete slab. \$12.80 each</p>	<p>Recommended 1 red and 1 blue chalk powder per project.</p>
	<p>Work Gloves: Leather palm gloves. Help grip construction safely. \$3.00 per pair</p>	<p>Recommended 1 per installer.</p>
	<p>Safety Glasses: Acrylic safe glasses. Helps prevent eye injuries while using power tools.</p>	<p>Recommended 1 per installer.</p>
	<p>Twisted Mason Line - Yellow</p>	<p>Recommended 2 rolls per project.</p>

	<p>Twisted Poly Rope: 1/2" X 50 ft</p>	<p>Recommended 2 per project.</p>
	<p>WD-40</p>	<p>Recommended 1 can per project.</p>
	<p>Wonder Bar: For special adjustments.</p>	<p>Recommended 1 per project.</p>
	<p>Sledge Hammers - Large & Small</p>	<p>Recommended 2 ea per project.</p>